

Available accessories



FS800-F3

Stationary heat extractor



FS800-F13

Footrest



S700A-F3

Foot Switch



FS800-F2

Blade holder assembly



FS800-F14

Movable shelf



FS800-F21

Storage system



FS800-F4/F5/F6/F7

φ20/φ30/φ40/φ55
Specimen discs

Technical parameter

Section thickness range: 0.5 - 100 μm

0.5 - 5μm in 0.5μm increments

5 - 20μm in 1μm increments

20 - 30 μm in 2μm increments

30 - 60μm in 5μm increments

60- 100 μm in 10μm increments

Specimen retraction: 0-250μm, adjustable

Horizontal feed: 28mm, vertical stroke: 70mm

Specimen orientation: 8°(X-, Y-axis), 360°rotation of specimen disc

Electric coarse feed: 0-1800μm/s

Cryochamber temperature range: 0~-35°C

Specimen Cooling(optional)temperature range: -10°C~-50°C

Quick-freeze shelf minimum temperature: down to -42°C, at chamber temp. -35°C

Number of freezing stations: 15

Trimming section thickness range: 1 - 800 μm

1- 10μm in 1μm increments

10- 20μm in 2μm increments

20- 50μm in 5μm increments

50- 100μm in 10μm increments

100- 800μm in 50μm increments

Peltier element temperature: reduced to -50°C~-60°C within 3 minutes, at chamber temp. -35°C

Number of freezing stations:2

Defrost: automatic defrost, manual defrost

UVC disinfection: 30 or 180 minutes , user selectable

Section mode: automatic section , manual section

Automatic section mode: Single, Cont., Int., Multi.

Electric section speed: 0.5~450mm/s

Width(with handwheel) x Depth x Height: 835*1000*1215mm

Working height(armrest): 1025mm

Customize on demand

You can choose different configurations and functions according to your research needs.

Model	Configuration	UVC disinfection	Vacuum	Specimen cooling system	Auto section	Note
FS800	UV	√				For large specimen numbers and varying specimen types with UVC for increased user safety.
	Specimen	√		√		Most popular cryostat with individually controlled temperature settings on both the cryochamber and the specimen holder.
	Vacuum	√	√	√		With vacuum cleaning system for optimized safety.
FS800A	Auto	√		√	√	With motorized section to improve reproducibility.
	Max	√	√	√	√	Fully automatic cryostat with vacuum cleaning system for whole function.

RWD Life Science Inc.

Add: 6540 Lusk Blvd, Suite C161 San Diego, CA 92121

Tech support: service@rwdstco.com

Tel: 1-858-900-5879

RWD Life Science Co.,Ltd

Add: 19-20/F, Building 7A, Shenzhen International Innovation Valley

Dashi 1st Road, Nanshan District,Shenzhen, Guangdong, China

Web: www.rwdstco.com

E-mail: rwd@rwdstco.com

Microtome Blades



Low profile blades PB-1 Pro

FEATURE

- Using PLASMA technology, sharp and durable
- Cost-effective
- For rotary microtomes and cryostats use

Type	Specification	Amount	Angle
PB-1 Pro	80*8*0.25mm	50pcs	35°

RWD

Stable | Efficient | Safe

Minux® Cryostats

FS800A/FS800



Stable

Stable temperature

④ The cryochamber temperature is adjustable between 0~-35°C. Compressor adopts frequency conversion working mode, intelligent temperature control. When the glass door is open for more than 2 hours, the temperature fluctuation within 2°C.

④ Effective specimen cooling system(optional), adjustable temperature range -10°C~-50°C with low pressure cooling system and semiconductor refrigeration, faster temperature regulation, low failure rate.

Stable section quality

④ The precision cross roller guide rails provide guarantee for section smoothness and accuracy.

④ Precise screw rod meets the 0.5μm sample injection requirements.

④ The five-phase high-resolution stepping motor has higher positioning accuracy and lower motor vibration.

④ The horizontal sampling slide is made of aviation aluminum, with ultra-high strength and corrosion resistant.



Efficient



Efficient operating system


④ 7 inch touch screen, intuitive and easy to operate.

④ The joystick integrates coarse sampling, trimming and section switching, and section parameter adjustment for efficient operation.



Rapid sample positioning

④ Precise positioning system with visual pointer, easy to adjust the sample to the target angle, reducing trimming and sample waste.



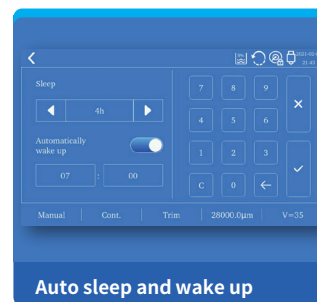
Efficient defrosting

④ Automatic defrosting for cryochamber, specimen head, quick-freeze shelf, more thorough.
④ For manual defrosting, there are different choice to improve efficiency.




Auto section

④ For extra ease of use and consistent sectioning of all specimen types, an optional auto section is available.
④ Cut window to improve auto section efficiency.



Auto sleep and wake up

④ Energy saving and environmental protection, meanwhile eliminate waiting time.



Specimen loading and marking

④ Single lever operation, efficient specimen loading. It provides maximum clamping force independent of individual user strength.
④ The unique label design of specimen discs makes it easy to record and identify each sample to prevent confusion.

Safe



UVC disinfection

④ For an extra measure of safety, the inside of the instrument features an UVC disinfection system, can be used at any time and low temperature. The intensity is above 340 uw/cm².



Ergonomic design

④ Ergonomic exterior cabinet with circular arc design.
④ The high adjustable footrest (optional) makes each user feel more comfortable.



Remove section waste

④ Section waste is easily removed by using the optional Section Waste Removal System, no need to clean by hand.



Waste liquid management

④ There is an icon show current storage. If it is above 90%, the icon will turn red. If the waste bottle is not in place, the icon will flash to remind.

